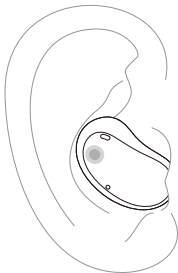




PEBBLES

TRULY WIRELESS EARBUDS

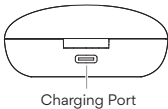
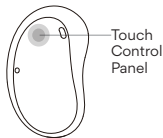
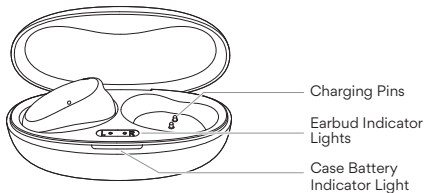


PEBBLES SETUP GUIDE



Scan the QR code or visit:
[MEEaudio.com/PebblesSupport](https://www.MEEaudio.com/PebblesSupport)

Product Overview



Touch Controls



LEFT

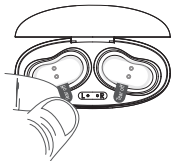


RIGHT

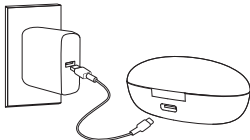
Press and hold 2s	Power on	
Press and hold 5s	Power off	
Tap 1x	Volume down	Volume up
Tap 2x	Play / pause / answer phone call / hang up	
Tap 3x	Activate Siri® / Google Assistant™	
Tap 4x	Enable / disable low latency (gaming) mode	
Press and hold 2s	Previous track	Next track
Tap 6x	Clear pairings and put into pairing mode	

Getting Started

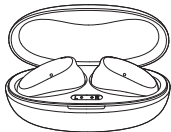
1. Remove film and return earpieces to case



2. Charge for 2 hours



3. Remove charging cable and open lid to automatically enter pairing mode



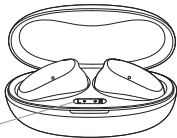

4. Open your device's Bluetooth menu and select "MEE audio Pebbles"



Charging

Charge Earbuds

Place earbuds in the case

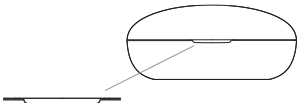


Earbud Indicator Lights

Flash 3 times	Earbud charging
---------------	-----------------

Charge Case

Close the lid and plug in the charging cable

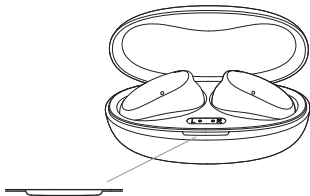


Case Battery Indicator Light (While Charging)

Slow recurring flash	Case charging
Solid light	Case charged

Case Battery Indicator

1. Make sure charging cable is not plugged in
2. Open or close case lid to activate indicator light

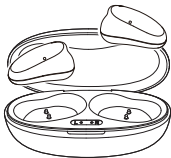


Case Battery Indicator Light

Solid light for 5 seconds	Case battery above 20%
Quick flash 3 times	Case battery below 20%
No light	Case battery 0%

Clear Pairings / Pair New Device

1. Take out both earpieces and put them in your ears



2. Tap either side 6 times to clear pairings.
If successful, you will hear two tones.



3. Open your device's Bluetooth menu and select "MEE audio Pebbles"



For Additional Support

VIEW OUR VIDEO SETUP GUIDE

Scan the QR code or enter the URL
below into your web browser:

MEEaudio.com/PebblesSupport



QUESTIONS?

WE'RE HERE TO HELP!



Phone Support: 626-965-1008
Monday ~ Friday 9 am to 5 pm PST

Email Support: support@MEEaudio.com
All emails are responded to within 2 business days

WARRANTY

This product is covered by a 1-year manufacturer warranty.

For more information, visit [MEEaudio.com/support](https://www.MEEaudio.com/support).

MEE audio and its logo are registered trademarks of S2E, Inc. All rights reserved.

The Bluetooth® word mark and logos are registered trademarks owned by Bluetooth SIG, Inc. and any use of such marks by MEE audio is under license. Other trademarks and trade names are those of their respective owners.

Siri® is a registered trademark of Apple Inc. Google Assistant is a trademark of Google Inc.

WARNINGS

Using headphones at high volumes for extended periods of time will result in permanent hearing damage. It is advised you keep volume levels moderate to low at all times for your safety. Turn the volume all the way down after connecting your earphones, then gradually increase the volume until you reach a comfortable listening level. Do not use headphones while driving a car, cycling, operating machinery, or performing other activities that require hearing surrounding sounds.

Keep the device and packaging out of reach of children.

This device is designed and manufactured to operate within its defined design limits. Misuse may result in electric shock or fire. Read and follow these instructions carefully.

- If submersed in water, do not turn the device on until completely dried. Note: liquid submersion voids the warranty.
- Danger of explosion or fire if batteries are damaged. Keep away from direct sunlight, naked flames, flammable gasses, or heat sources such as radiators or stoves
- Battery performance will be severely decreased when stored in extreme temperatures: below -10°C/14°F or above 45°C/113°F including direct sunlight
- Do not use around flammable gasses as fire or explosion may occur.
- There are no user replaceable/repairable parts in the device. Disassembling it will void your warranty. Only use attachments/accessories specified by the manufacturer

Changes or modifications to this unit not expressly approved by MEE audio could void the user's authority to operate the equipment.

COMPLIANCE INFORMATION

This device complies with part 15 of the FCC Rules. Operation is subject to the following two conditions: (1) This device may not cause harmful interference, and (2) this device must accept any interference received, including interference that may cause undesired operation.

FCC RULES

This equipment has been tested and found to comply with the limits for a Class B digital device, pursuant to part 15 of the FCC Rules. These limits are designed to provide reasonable protection against harmful interference in a residential installation. This equipment generates, uses and can radiate radio frequency energy and, if not installed and used in accordance with the instruction manual, may cause harmful interference to radio communications.

However, there is no guarantee that interference will not occur in a particular installation. If this equipment does cause harmful interference to radio or television reception, which can be determined by turning the equipment off and on, the user is encouraged to try to correct the interference by one or more of the following measures:

- Relocate the receiving antenna.
- Increase the separation between equipment and receiver.
- Connect the equipment into an outlet on a circuit different from that to which the receiver is connected.
- Consult the dealer or an experienced radio/TV technician for help.

DISPOSAL AND RECYCLING

Dispose of this product in accordance with all local laws and regulations. Because this product contains electronic components and a battery, it must be disposed of separately from household waste. Contact local authorities to learn about disposal and recycling options.